


SHERLOG

DIGITAL FAULT RECORDING



Fault Recorder | Disturbance Recorder | Power Quality Meter | Data Logger

The measuring devices of the SHERLOG range combine the monitoring functions of a high-class digital fault- and disturbance recorder with the features of a class A power quality analyzer and continuous data logger in a single system. They can be used to comprehensively monitor power grids and equipment such as generators, lines, bus bars and associated protection devices and switchgears.

Outstanding precision

Thanks to the very high sampling rate of 200 kHz and a maximum measurement error of <math><0.05\%</math>, SHERLOG devices meet the highest requirements.

Protected against supply failures

Thanks to the device's internal and maintenance-free supercap technology, SHERLOG devices bridge supply voltage interruptions of up to 30 seconds. This ensures that grid faults are reliably recorded under all circumstances and stored in the internal data memory for later analysis.

Fields of application

SHERLOG systems are suitable for all voltage levels. They can be used as centralized or decentralized monitoring systems and unite the following functions in one device:

- High speed fault recorder for transient events
- Dynamic RMS fault recorder
- Continuous data recorder
- Distance to fault locator
- Sequence of events recorder
- Power quality analyzer to IEC61000-4-30 class A
- Q-Event recorder
- Phasor measurement unit
- Integration in substation control and protection systems to IEC 61850

SHERLOG CRX

Modular and flexible

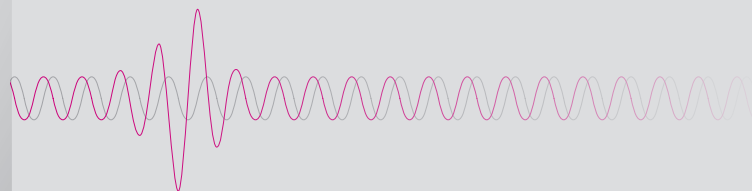
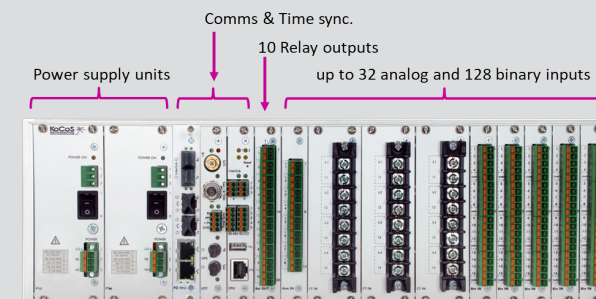
SHERLOG CRX is based on a modular, scalable device concept and can be equipped according to individual requirements. A single SHERLOG CRX can be equipped with up to 32 analog inputs for AC and DC measurements and up to 128 binary inputs. SHERLOG CRX devices can be linked together to create systems with any number of measurement inputs.

Plug and Play technology

Adaptations and extensions as well as the replacement of any module on already installed systems can be easily carried out on site at any time. Even replacements of the analogue measuring modules is possible without time-consuming and cost-intensive adjustment, as the calibration data is stored on each individual module.

Redundant Power Supply

SHERLOG CRX can optionally be equipped with a second power supply unit for redundant operation. The input voltage range of each power supply unit can be selected individually. This enables, for example, a simultaneous supply via AC and DC voltages.




SHERLOG CRX 2032

Standard device with fixed configuration

The standard device SHERLOG CRX 2032 is the ideal complement to our globally proven modular measuring system SHERLOG CRX.

With the same performance and identical measuring and analysis functions, these standard unit offers an even more compact design, which is ideal for use in confined spaces. In addition, this standardization eliminates the need for project-specific production, which leads to significantly shorter delivery times as well as cost advantages.



Automatic analysis and reporting of grid faults

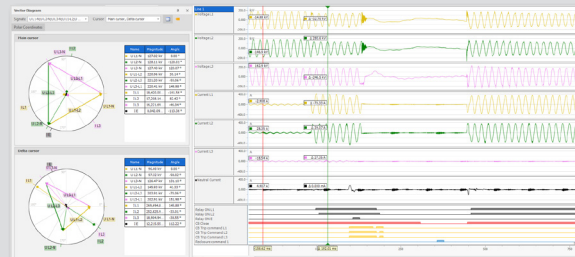
The associated Expert software enables fully automated and database-supported analysis of grid faults.

Fault reports including fault characteristics, fault location calculation and an event log of the associated protection and switch messages are created immediately. Reports can be printed or sent in order to be able to rectify the grid fault quickly and in a targeted manner.

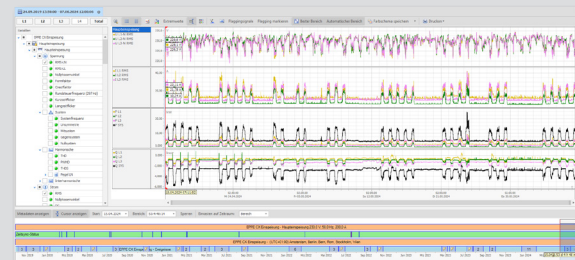
Professional Data Analysis

The measurement data is analyzed in detail using powerful analysis software on the PC. Extensive graphics and tables, and numerous analysis tools simplify the precise and deep evaluation of the measurement data.

Data export functions to COMTRADE, PQDIF and CSV also allow the use of manufacturer-independent analysis tools.



Transient record analysis



Slow fluctuation / trend graph

Versatile network capabilities

SHERLOG devices can be accessed in parallel via two independent Ethernet interfaces from two physically separated networks. These can be, for example, a highly secure internal station network and an external network for remote access.

Third-party applications can be supplied with data via IEC 61850 and MODBUS TCP as well as via the device's internal (S)FTP server.

	SHERLOG CRX	SHERLOG CRX 2032
Configurable	yes	no
Operating voltage	Type 1: 90...365 VDC and 85...265 VAC, VAC, 47...63 Hz Type 2: 9...18 VDC Type 3: 18...36 VDC Type 4: 36...72 VDC	1: 90...365 VDC and 85...265 VAC, 47...63 Hz
Redundant power supply	Yes	No
Analog inputs	8...32 configurable	8x voltage, 12x current
Small signal inputs (20mA)	Yes	No
Binary inputs	0 to 128	32
Relay outputs	10	6
Ethernet interfaces	3x RJ45, 2x optical (SFP)	3x RJ45, 1x optical (SC)
Interlink interface	electrical and optical (SC)	electrical
Power consumption	max. 30 VA	max. 20 VA
Design	19" installation housing 483 mm x 132.5 mm x 263 mm	19" installation housing 483 mm x 132.5 mm x 150 mm
Data memory	32 GB	32 GB

KoCoS Messtechnik AG

Südring 42

34497 Korbach, Germany

Tel. +49 5631 9596-40

info@kocos.com

www.kocos.com

KoCoS
A FRIEND OF ENERGY